

Please check the examination details below before entering your candidate information

Candidate surname

Other names

Pearson Edexcel
International
Advanced Level

Centre Number

Candidate Number

--	--	--	--	--

--	--	--	--

Wednesday 22 May 2019

Morning (Time: 2 hours 30 minutes)

Paper Reference **WMA01/01**

Mathematics

International Advanced Subsidiary/Advanced Level
Core Mathematics C12

You must have:

Mathematical Formulae and Statistical Tables (Blue), calculator

Total Marks

Candidates may use any calculator permitted by Pearson regulations. Calculators must not have the facility for symbolic algebra manipulation, differentiation and integration, or have retrievable mathematical formulae stored in them.

Instructions

- Use **black** ink or ball-point pen.
- If pencil is used for diagrams/sketches/graphs it must be dark (HB or B).
- **Fill in the boxes** at the top of this page with your name, centre number and candidate number.
- Answer **all** questions and ensure that your answers to parts of questions are clearly labelled.
- Answer the questions in the spaces provided
– *there may be more space than you need.*
- You should show sufficient working to make your methods clear. Answers without working may not gain full credit.
- Inexact answers should be given to three significant figures unless otherwise stated.

Information

- A booklet 'Mathematical Formulae and Statistical Tables' is provided.
- There are 16 questions in this question paper. The total mark for this paper is 125.
- The marks for **each** question are shown in brackets
– *use this as a guide as to how much time to spend on each question.*

Advice

- Read each question carefully before you start to answer it.
- Try to answer every question.
- Check your answers if you have time at the end.
- If you change your mind about an answer, cross it out and put your new answer and any working underneath.

Turn over ►

P55858A

©2019 Pearson Education Ltd.

1/1/1/



Pearson

3.

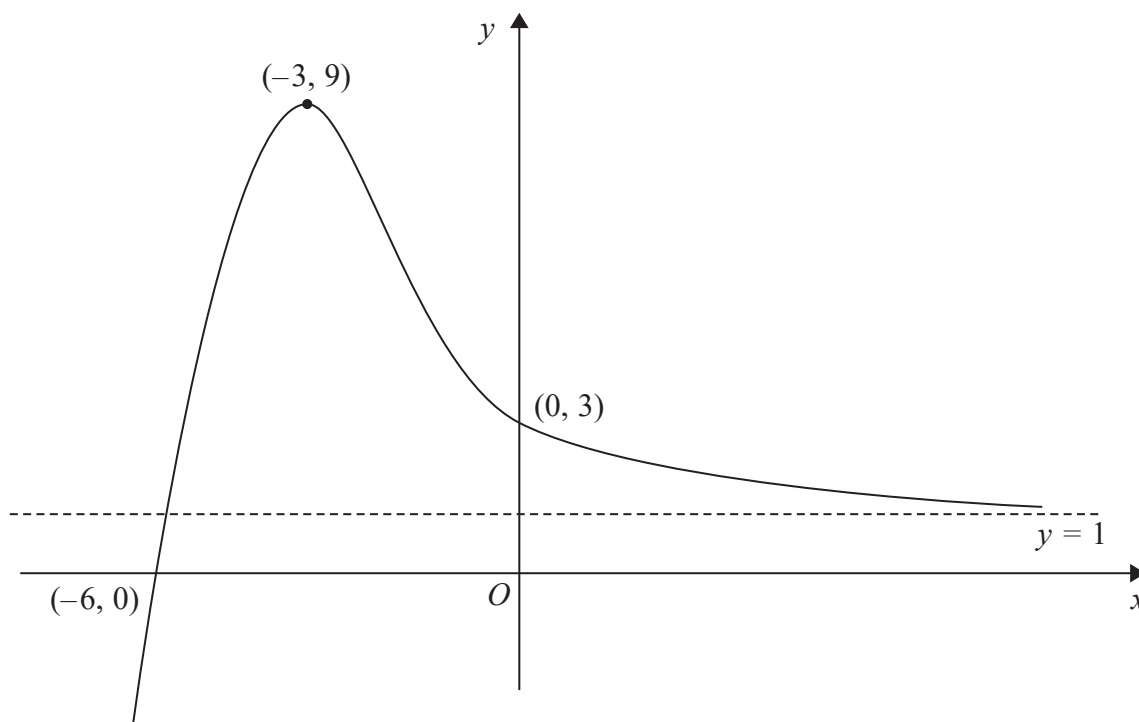


Figure 1

Figure 1 shows a sketch of part of the curve with equation $y = f(x)$. The curve crosses the coordinate axes at the points $(-6, 0)$ and $(0, 3)$, has a stationary point at $(-3, 9)$ and has an asymptote with equation $y = 1$

On **separate** diagrams, sketch the curve with equation

(a) $y = -f(x)$ (3)

(b) $y = f\left(\frac{3}{2}x\right)$ (3)

On each diagram, show clearly the coordinates of the points of intersection of the curve with the two coordinate axes, the coordinates of the stationary point, and the equation of the asymptote.

DO NOT WRITE IN THIS AREA

DO NOT WRITE IN THIS AREA

DO NOT WRITE IN THIS AREA



Leave
blank

Question 3 continued

DO NOT WRITE IN THIS AREA

DO NOT WRITE IN THIS AREA

DO NOT WRITE IN THIS AREA

Q3

(Total 6 marks)



4. Given that

$$y = 5x^2 + \frac{1}{2x} + \frac{2x^4 - 8}{5\sqrt{x}} \quad x > 0$$

find $\frac{dy}{dx}$, giving each term in its simplest form.

(6)

DO NOT WRITE IN THIS AREA

DO NOT WRITE IN THIS AREA

DO NOT WRITE IN THIS AREA



7. (a) Sketch the graph of $y = \sin\left(x + \frac{\pi}{6}\right)$, $0 \leq x \leq 2\pi$

Show the coordinates of the points where the graph crosses the x -axis.

(3)

The table below gives corresponding values of x and y for $y = \sin\left(x + \frac{\pi}{6}\right)$.

The values of y are rounded to 3 decimal places where necessary.

x	0	$\frac{\pi}{8}$	$\frac{\pi}{4}$	$\frac{3\pi}{8}$	$\frac{\pi}{2}$
y	0.5	0.793	0.966	0.991	0.866

(b) Use the trapezium rule with all the values of y from the table to find an approximate value for

$$\int_0^{\frac{\pi}{2}} \sin\left(x + \frac{\pi}{6}\right) dx$$

Give your answer to 2 decimal places.

(4)

DO NOT WRITE IN THIS AREA

DO NOT WRITE IN THIS AREA

DO NOT WRITE IN THIS AREA



Question 7 continued

DO NOT WRITE IN THIS AREA

DO NOT WRITE IN THIS AREA

DO NOT WRITE IN THIS AREA

Blank lined area for writing the answer to Question 7.



8.

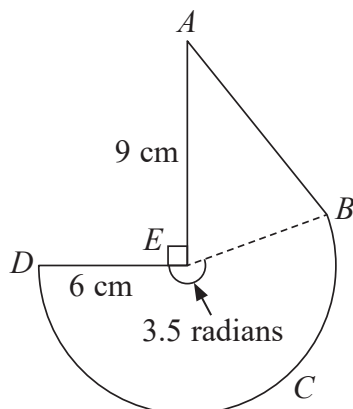


Diagram not drawn to scale

Figure 2

Figure 2 shows the design for a company logo. The design consists of a triangle ABE joined to a sector $BCDE$ of a circle with radius 6 cm and centre E . The line AE is perpendicular to the line DE and the length of AE is 9 cm. The size of angle DEB is 3.5 radians, as shown in Figure 2.

(a) Find the length of the arc BCD . (2)

Find, to one decimal place,

(b) the perimeter of the logo, (4)

(c) the area of the logo. (4)

DO NOT WRITE IN THIS AREA

DO NOT WRITE IN THIS AREA

DO NOT WRITE IN THIS AREA



Question 8 continued

Lined writing area for Question 8 continued.

DO NOT WRITE IN THIS AREA

DO NOT WRITE IN THIS AREA

DO NOT WRITE IN THIS AREA



11. The straight line l has equation $y = mx - 2$, where m is a constant.

The curve C has equation $y = 2x^2 + x + 6$

The line l does not cross or touch the curve C .

(a) Show that m satisfies the inequality

$$m^2 - 2m - 63 < 0 \quad (3)$$

(b) Hence find the range of possible values of m . (4)

DO NOT WRITE IN THIS AREA

DO NOT WRITE IN THIS AREA

DO NOT WRITE IN THIS AREA



DO NOT WRITE IN THIS AREA

Question 11 continued

Horizontal lines for writing.

Leave blank

(Total 7 marks)

Q11

Grading box



P 5 5 8 5 8 A 0 3 3 5 2

DO NOT WRITE IN THIS AREA

Question 12 continued

Lined area for writing the answer to Question 12.

Leave blank

Q12

(Total 8 marks)



13. Given that $p = \log_a 9$ and $q = \log_a 10$, where a is a constant, find in terms of p and q ,

(a) $\log_a 900$ (3)

(b) $\log_a 0.3$ (3)

DO NOT WRITE IN THIS AREA

DO NOT WRITE IN THIS AREA

DO NOT WRITE IN THIS AREA



DO NOT WRITE IN THIS AREA

DO NOT WRITE IN THIS AREA

DO NOT WRITE IN THIS AREA

Leave blank

Question 13 continued

A series of horizontal lines for writing, starting below the question header and ending above the mark indicator.

(Total 6 marks)

Q13



14. The 5th term of an arithmetic series is $4k$, where k is a constant.

The sum of the first 8 terms of this series is $20k + 16$

- (a) (i) Find, in terms of k , an expression for the common difference of the series.
- (ii) Show that the first term of the series is $16 - 8k$ (6)

Given that the 9th term of the series is 24, find

- (b) the value of k , (2)
- (c) the sum of the first 20 terms. (3)

DO NOT WRITE IN THIS AREA

DO NOT WRITE IN THIS AREA

DO NOT WRITE IN THIS AREA



Leave blank

Question 14 continued

DO NOT WRITE IN THIS AREA

DO NOT WRITE IN THIS AREA

DO NOT WRITE IN THIS AREA



Question 14 continued

DO NOT WRITE IN THIS AREA

DO NOT WRITE IN THIS AREA

DO NOT WRITE IN THIS AREA

Q14

(Total 11 marks)



15.

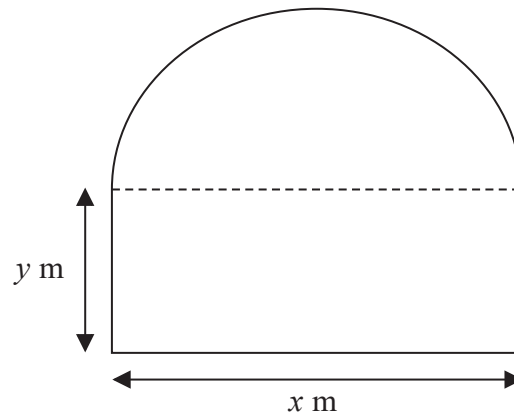


Diagram not drawn to scale

Figure 3

Figure 3 shows the plan view of a garden. The shape of this garden consists of a rectangle joined to a semicircle.

The rectangle has length x metres and width y metres.

The area of the garden is 100 m^2 .

(a) Show that the perimeter, P metres, of the garden is given by

$$P = \frac{1}{4}x(4 + \pi) + \frac{200}{x} \quad x > 0 \tag{4}$$

(b) Use calculus to find the exact value of x for which the perimeter of the garden is a minimum. (3)

(c) Justify that the value of x found in part (b) gives a minimum value for P . (2)

(d) Find the minimum perimeter of the garden, giving your answer in metres to one decimal place. (2)

DO NOT WRITE IN THIS AREA

DO NOT WRITE IN THIS AREA

DO NOT WRITE IN THIS AREA



16.

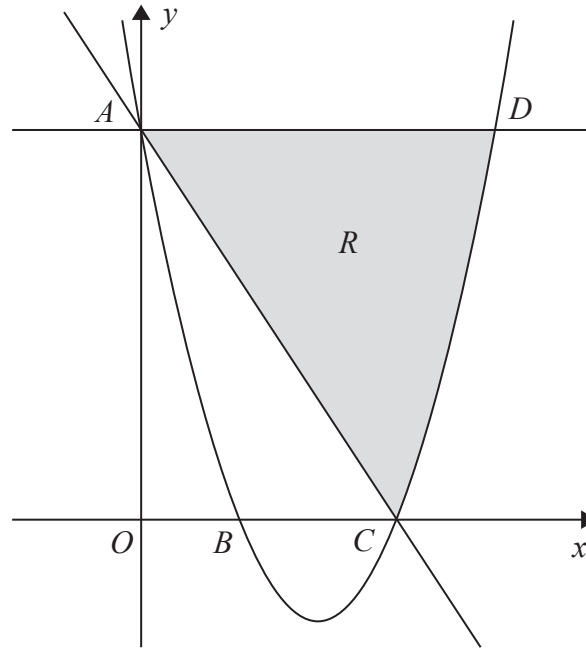


Figure 4

Figure 4 shows a sketch of the curve with equation $y = 2x^2 - 11x + 12$. The curve crosses the y -axis at the point A and crosses the x -axis at the points B and C .

(a) Find the coordinates of the points A , B and C .

(3)

The point D lies on the curve such that the line AD is parallel to the x -axis.

The finite region R , shown shaded in Figure 4, is bounded by the curve, the line AC and the line AD .

(b) Use algebraic integration to find the exact area of R .

(7)



DO NOT WRITE IN THIS AREA

DO NOT WRITE IN THIS AREA

DO NOT WRITE IN THIS AREA

Question 16 continued

Blank writing area with 30 horizontal lines.

DO NOT WRITE IN THIS AREA

DO NOT WRITE IN THIS AREA

DO NOT WRITE IN THIS AREA



P 5 5 8 5 8 A 0 5 1 5 2

